










Criterion – IV : Infrastructure and Learning Resources

Key Indicator – 4.2 Library as a Learning Resource

4.2.4: Percentage per day usage of library by teachers and students

Supporting Documents (2020 – 21)

Last Page of Manual Library Access Report	
Complete Manual Library Access Report using E-Gate Entry	
Certified E – Copy of the Ledger for Footfalls for Five Days	
List of Faculty	
Total Student Strength	
Total Number of Working Days	
Total Number of Manual Library Access by Teachers and Students	
Percentage Per Day Usage of Library by Teachers and Students	